

Chapter

1

# An Indonesian Lunch

New topic alert!  
How do you feel?



Excited



Nervous

## Learning Objectives

1. Understand and use adjectives
2. Identify food descriptions
3. Describe food preferences

## Focus on

- Tastes of food and drinks
- Kinds of adjectives
- Short stories

PRIMARY LIBRARIANS



## Warm Up

Here are a few ways in which people in different parts of the world greet each other.



Tibet



Japan



India



Malaysia

Enact these ways in the class.

How do we greet each other in Indonesia?

## Word Check

**anxious:** to be worried and tensed  
Indy was **anxious** about her exam results.

**spellbound:** to be in total awe of; surprised  
Mika sang so well that the audience was **spellbound**.

**crockery:** cups, plates, bowls, etc. made of earthenware or other material that can be broken easily  
She hit against the table and dropped the new **crockery**.

**cutlery:** knives, forks and spoons used to eat or serve food  
Mother placed the new **cutlery** in the top drawer.

**glinted:** produced small, bright flashes of light  
The stream **glinted** in the moonlight.

**apprehensive:** being worried  
She was **apprehensive** about getting late to school.

**uphill:** needing a large amount of effort  
The opposite party faced an **uphill** struggle to win back voters.

**hospitality:** entertaining guests in a generous manner  
The people of the village showed them great **hospitality**.

**demeanour:** behaviour  
Her calm **demeanour** was liked by all.

Choose the correct option and fill in the blanks.

1. Johan's mother made \_\_\_\_\_ (apprehensive/elaborate) preparations for his birthday.
2. Mr. Mario won everyone's heart by his polite \_\_\_\_\_ (demeanour/crockery).
3. The guests thanked my mother for her \_\_\_\_\_ (cutlery/hospitality).
4. Robin did not return home on time, so her mother became \_\_\_\_\_ (demeanour/anxious).
5. They received a new set of \_\_\_\_\_ (cutlery/anxious) as their anniversary present.



### Read the story below.

Our school holidays were going on. My brother, Edison, and I were feeling a bit bored. We wondered what we could do to make our lives a little more exciting. One morning, our mother entered our room and said, "Do you remember your cousin, Richa, who went to the USA for higher education? She is visiting Indonesia with her husband, James."

"Oh! Is James an American, Mother?" asked Edison.

Mother continued, "Yes, he is. They want to visit us this weekend."

"Isn't it exciting, Edison?" I said. "We will meet someone from a foreign country for the first time."

Mother and Father decided to invite James and Richa for a Sunday lunch.

As we controlled our excitement, we became anxious about how we would make James comfortable in our home. We wanted to make it a memorable day for him.

Mother looked a little concerned. "What should I cook? Something Italian?" she asked. Father said, "No, Indonesian." So, we decided that it would be an Indonesian lunch, served in traditional Indonesian style.

From the moment we woke up on Sunday, we were busy preparing ourselves to welcome James and Richa. Finally, the doorbell rang. We opened the door to find a tall, handsome gentleman in front of us. Even before we could stretch out our hands for a handshake, James joined his hands and said, "Selamat siang."



We were spellbound. We invited them inside.

Little did we know that there were more surprises in store for us. Before entering the sitting area, James removed his shoes at the door. My mother disagreed saying, "It's not necessary. You can come in with your shoes on."

"No, it's alright. I know that Indonesians usually leave their shoes at the door."

That was when Richa said, "Before coming to Indonesia, James had learnt some Indonesian words and read about Indonesian traditions and culture."

James made himself comfortable on the sofa. My father said, "What would you like to drink?"

"A glass of water will be fine," replied James. Edison got busy turning on the fans in the living room. Though it was the rainy season, it was still quite warm in Jakarta. James, however, never showed any sign of discomfort.

It was time for lunch. Mother had cooked an elaborate meal. She had laid a batik tablecloth and brought out our best crockery and cutlery.

James sat down at the table and asked all of us to join him. However, Richa explained to him that as per Indonesian customs, the guests are served first and eat first. We did sit down with him, but Mother insisted on eating only after serving James.



James' eyes glinted at the variety of food before him. Before he began eating, James set aside the cutlery. He rolled up his sleeves and started eating with his hands. We were all impressed.

He tried everything and showed quite a liking for the sambal. Mother was apprehensive because the food was spicy, and the sambal even more so. His face turned red, which made us all a bit anxious. But he seemed to enjoy the spicy and tangy flavours a lot.

"I know what these are," he said, pointing to the lontong. He picked one up and took a bite.

Sometimes, he used both his hands to eat. We could see he was facing some difficulty but was managing quite well. He finished everything on his plate and looked satisfied.

Mother then served him es cendol for dessert. He finished it quickly and looked at the bowl with interest. Father was now a bit concerned, "You should be careful. You're eating Indonesian food for the first time."

"Oh! No problem at all. I'm perfectly fine," said James with a smile.

Finally, Mother offered him a sirih (betel leaf). This time, he hesitated. He politely said, "Thank you very much. I'll try that the next time I come

for lunch." We were all relieved, that might have been quite an uphill task for him.

He sat with us through the afternoon and had some kopi tubruk too. While talking, he kept using some Indonesian words. Finally, Richa and James thanked us and left. James was very happy and touched by our hospitality. He said, "Terima kasih!" and hugged us all. We were moved by his demeanour.

We wanted to make the lunch a memorable one for James, but it turned out to be more memorable for us instead.



## Sum-up Text

### A. Choose the correct option.

1. Richa is the children's \_\_\_\_\_.  
a. friend                      b. aunt                      c. cousin
2. James enjoyed \_\_\_\_\_ the most.  
a. lontong                      b. sambal                      c. tempeh
3. James was very happy and touched with our \_\_\_\_\_.  
a. behaviour                      b. love                      c. hospitality

### B. Read the following extracts and answer the questions.

1. "What should I cook? Something Italian?"  
a. Who said these words and to whom?  
b. Why was the speaker of these words tense?  
c. What did she actually cook?
2. "I know what these are."  
a. Who said these words?  
b. What does 'these' refer to in this line?  
c. How did the speaker eat 'these'?
3. "You should be careful. You are eating Indonesian food for the first time."  
a. Who said these words and to whom?  
b. Why did the speaker say these words?  
c. What did the listener avoid eating? Why?



### C. Answer the following questions.






1. What news did Mother have for the author and her family?
2. What are the two things that James did when he entered the author's house?
3. What did James do before beginning to eat?

**Fast Food**

Value Tip

Although fast food saves our time, it is bad for our health. Therefore, we must avoid fast food as much as we can.

Fast food is the food that is quick and easy to prepare. Given below are the pictures of a few fast food items. Match them with their names and descriptions.

Fast Food	Picture	Description
1. pizza		a. a type of sausage wrapped in a bun
2. toast		b. a popular type of fizzy drink
3. hot dog		c. thin narrow potato pieces fried in oil
4. cola		d. bread dough topped with vegetables, cheese and sauces
5. French fries		e. sliced bread, cooked under a grill until brown

## Homophones

A. Read these sentences. Pay attention to the highlighted words.

- Mother then served him bika ambon for **dessert**.
- People have to walk long distances to get water in the **desert**.

The words **dessert** and **desert** in the above sentences are **homophones**.

Homophones are words which have the same or similar pronunciation, but they have a different spelling and meaning.

*Example: waist = waste*

**Say these pairs of homophones aloud.**

knew—new

deer—dear

hair—hare

sum—some

hear—here

not—knot

B. Find the homophones of the words given in the box in the word grid below. Colour the blocks as shown below. An example has been given.



W	A	S	T	E	K	N	P	R
A	D	I	J	B	I	R	T	H
C	W	H	O	L	E	L	M	Q
F	B	C	A	U	G	H	T	C
L	S	E	F	S	U	N	I	S
O	H	S	W	K	N	E	W	T
W	A	L	O	U	D	A	D	O
E	D	B	X	E	J	K	B	R
R	L	E	X	W	S	E	E	Y



## Adjectives

An **adjective** is a word that describes a noun or adds something to its meaning. **Adjectives** are also called describing words.

Examples: This is a delicious cake.

It was an exciting party.

Here, the word **delicious** describes the noun 'cake', and the word **exciting** describes the noun 'party'. These words are, therefore, adjectives.

Adjectives can be divided into the following kinds.

**Let us learn about adjectives of quality, adjectives of quantity and adjectives of number.**

1. **Adjectives of quality** qualify or describe a noun by telling us of what quality, of what sort, or in what state it is.

Examples: Mika is an **intelligent** girl.

They have a **black** car.

It was a **sweet** candy.



2. **Adjectives of quantity** qualify or describe a noun by showing the quantity of the thing named. They tell us how much of a thing is intended.

Examples: They ate **some** rice.

Robin had **enough** water for the journey.

The child did not drink **much** milk.



3. **Adjectives of number or numeral adjectives** tell us the number of the noun. They answer the question—how many?

Words such as **one, two, first, second, some, many, any, etc.** are adjectives of number.

Examples: He stood **first** in the class.

Johan bought **two** bags of wheat.

**Some** cows are brown.



**A. Fill in the blanks with appropriate adjectives.**

1. The knife was \_\_\_\_\_.
2. The man had a \_\_\_\_\_ nature.
3. The shirt was made of \_\_\_\_\_ cloth.
4. The old woman had \_\_\_\_\_ wisdom.
5. Cherries are \_\_\_\_\_ while blackberries are \_\_\_\_\_.
6. The man has \_\_\_\_\_ wealth.
7. The bus sustained \_\_\_\_\_ damage in the accident.
8. A small leak is \_\_\_\_\_ to sink a big ship.
9. He is a man of \_\_\_\_\_ words.
10. The coconut is \_\_\_\_\_ from inside but \_\_\_\_\_ from inside.



**B. Identify and underline the adjectives of number in the following sentences.**

1. Two persons are walking towards the garden.
2. Some water is left in the bath tub.
3. Is any one going out today?
4. Write the paragraph carefully so that there are no mistakes.
5. On reading the paper, I found some mistakes in the essay.
6. Pascal stood at the fourteenth number in the queue.
7. Book my seat in the second class.
8. Several officials went on a hunger strike.





Listen carefully to the passage your teacher reads out to you and answer the following questions.

1. What did Mrs. Gleason offer the Namiokas?
2. What sound did they make while eating celery?
3. Why was it an embarrassing situation for the Namiokas?
4. How did Meg behave the next day?

## Speaking Track

Work in groups of three each and share your experience of a time when you helped your parents prepare a meal for an unexpected guest. Use the given expressions.

- |                            |                |                               |
|----------------------------|----------------|-------------------------------|
| a. I washed...             | b. I mixed...  | c. Mother asked me to...      |
| d. I fetched vegetables... | e. I helped... | f. I prepared dessert with... |



I mixed some cake batter for my mom yesterday.



I prepared the drinks for the guests.

## Pen Down

Look carefully at the pictures which tell us how to make a banana cake.

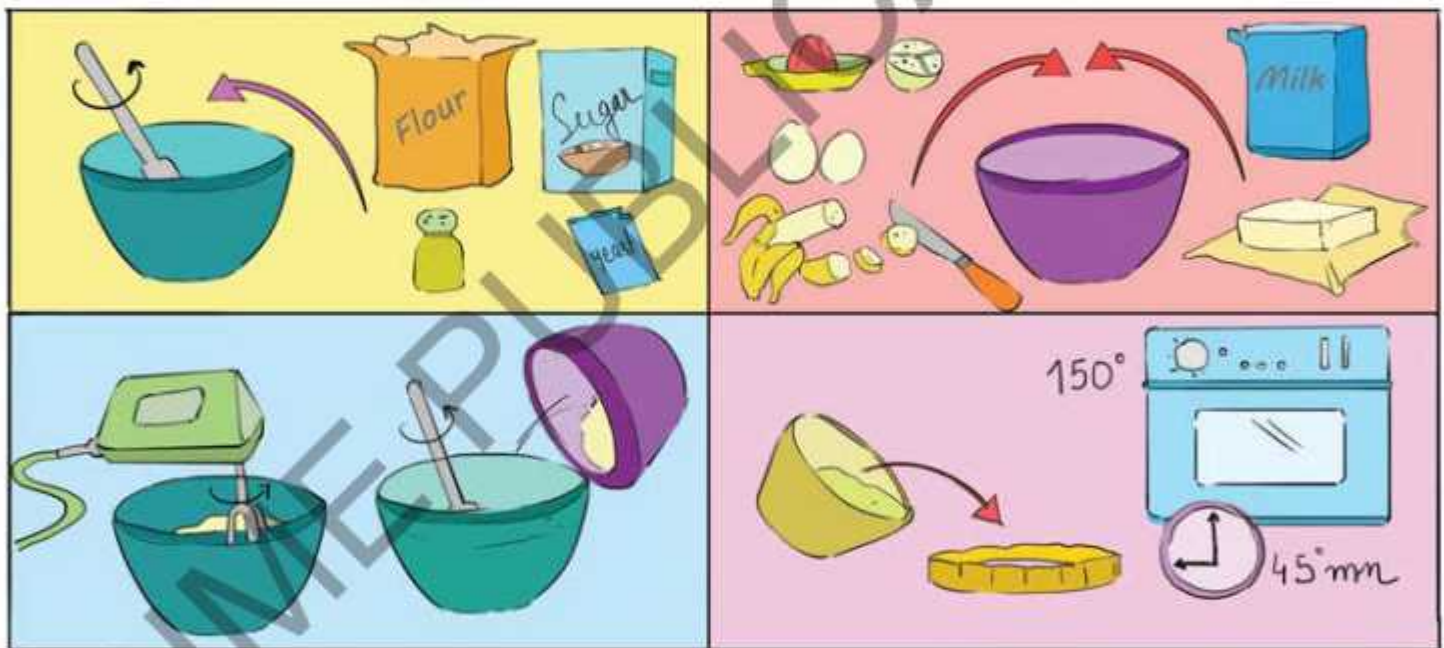
Ingredients:

- 240 g flour
- 1 tin yeast
- 2 eggs
- 1 teaspoon salt
- 2 bananas
- 4 tablespoons milk
- 200 g sugar
- 1 teaspoon lemon juice
- 170 g butter

Materials Needed:

- 1 mixer
- 2 bowls
- 1 pan

Procedure:



Now, write the recipe for the delicious banana cake in about eight sentences of your own.

The beginning has been given.

Collect all the ingredients, mixer, bowls and a pan. Then, pour.

## Finish Line

Collect pictures of peoples from three different countries. Find out about their cuisine, food habits, dressing habits, traditions and customs. Compare each of them with yours. Paste suitable pictures in a scrapbook. Present your findings before the class.

